



the dawning of a new day





added value

You've put a lot into making your home beautiful and keeping it in top condition. You can add to that investment with a structure from Sunrise. Not only will you increase your home and property's monetary value, you'll add to the beauty of your backyard as well. And it's hard to put a price tag on that.

store, work, play

A backyard structure has many uses. The obvious one is storing and protecting possessions like toys, bikes, ATVs, mowers, lawn and garden equipment and pool supplies. But the possibilities continue—why not use your backyard structure as a pottery or painting studio, a workshop, or even a home office? Let your imagination soar. Our sheds are available in a wide range of sizes and eye-catching styles.

- added value...2
- store, work, play...2
- unsurpassed service...5
- superior construction...7
- the cottage...8
- the dormer...12
- the classic cottage...14
- the classic dutch barn...20
- the dutch barn...22
- the quaker...24
- the classic quaker...26
- the cape...28
- garages...30
- classic garages...34
- simplicities...36
- specialties...38
- options...42
- colors...44
- specs...47



unsurpassed service

You expect first-class service. You'll be happy to know that we've made customer service a number one priority since our founding. We walk you through the entire process, from your very first questions to the time your structure is delivered. We make the process both easy and fun during every step of planning, designing, choosing options and construction.





superior construction

A beautiful shed is great, but beauty must extend to the inside, too. We use only pressure-treated 4x4s that won't rot. Our vinyl siding is durable enough to carry a limited lifetime warranty. Smart panel siding comes with a 50-year limited warranty. And architectural shingles are available with 30-year and lifetime guarantees. But just as important, every component is measured, cut and assembled by skilled craftsman who are passionate about what they do. They won't accept second-best.



the cottage

The Cottage features classic styling. Place it anywhere in your backyard to add understated elegance—and much-needed storage.



customize your cottage

10' x 16' cottage | beige | white trim
dark blue shutters | 76" walls | 5/12 pitch roof
30-year lifetime architectural shingles



the cottage



customize your cottage

10' x 12' cottage | pearl | white trim | dark blue
shutters | nickel gray shingles | 76" walls
5/12 pitch roof | 30-year lifetime architectural shingles



the dormer

Whether you use it for bicycles or barbecue grills, the Dormer's stunning roof line adds a gorgeous touch to your backyard area.

customize your dormer

10' x 16' dormer | clay | white trim | black shutters
black shingles | 7/12 roof pitch | 76" walls
30-year lifetime architectural shingles



the classic cottage

*The Classic Cottage
lets in extra light with
the addition of optional
transom windows.
With or without,
you'll love this design.*



customize your classic cottage

10' x 18' classic studio dormer | clay | pearl trim
red shutters & doors | weatherwood shingles
7/12 roof pitch | 24' x 36' windows & shutters
79" walls | 30-year lifetime architectural shingles



the classic cottage



customize your classic cottage

10' x 16' classic cottage | almond | white trim
dark brown shutters | dark brown shingles | 79" walls
7/12 roof pitch | 24" x 36" windows & shutters
30-year lifetime architectural shingles



the classic cottage



customize your classic cottage

10' x 16' classic cottage | gp gray | white trim
black shutters & doors | black shingles | 79" walls
7/12 roof pitch | 24" x 36" windows & shutters
30-year lifetime architectural shingles





the classic dutch barn

Our Classic Dutch Barn takes the style to extremes, offering maximum head-room and storage space for a shed of its size.

customize your classic dutch barn

10' x 16' classic dutch barn | almond | white trim
black shutters & doors | black roof | 24" x 36" window & shutters
76" walls | 30-year lifetime architectural shingles

the dutch barn

*The Dutch Barn's roof line
makes a unique statement.*

*And this shed style has
plenty of space for what-
ever you have in mind.*



customize your dutch barn

10' x 12' dutch barn | gray | white trim
black shutters | williamsburg slate shingles
76" walls | 30-year lifetime architectural shingles



the quaker

The Quaker's charming style is perfect for storage, workshop or play area. Add custom features to create your own unique look.

customize your quaker

10' x 14' quaker | tan | clay trim | dark green shutters & doors | weatherwood shingles
30-year lifetime architectural shingles



the classic quaker



customize your classic quaker

10' x 14' quaker | tan | white trim
brown shutters & doors | black shingles
24" x 36" windows & shutters
30-year lifetime architectural shingles



the cape

Reminiscent of a seaside setting, the Cape features a minimalist style that you'll love year after year.

As practical as it is beautiful.



customize your cape

8' x 12' cape | pearl | dark blue trim
nickel gray shingles | 7/12 roof pitch
76" walls | 30-year lifetime architectural shingles



garages

*Whether you need a small
space for a riding mower
or a full-size structure for
your pride and joy, there's
a Sunrise garage for you.*

customize your garage

10' x 16', 7' cottage garage | tan | white trim
red shutters | weatherwood shingles | 83" walls
30-year lifetime architectural shingles

garages



customize your garage

12' x 24', 7' classic garage | tan | white trim
red shutters | weatherwood shingles | 83" walls
24" x 36" windows & shutters
30-year lifetime architectural shingles

classic garages



customize your classic garage

12' x 20' classic cottage garage | flint | white trim
black shutters | black shingles | 83" walls
7/12 roof pitch | 24" x 36" windows & shutters
30-year lifetime architectural shingles

simplicities

*When a basic no-frills
shed is what you're look-
ing for, our Simple Sheds
are the answer. Functional,
affordable, attractive.*



customize your simple shed





customize your special shed

12' x 16' alpine | tan | clay trim | avocado
doors & shutters | weatherwood shingles
30-year lifetime architectural shingles

specialties

*Like something out of a
storybook, our Specialty
Sheds add fun and
sophistication to your
property. Choose from
two breathtaking designs.*


specialties




customize your special shed



2 panel 9 lite door



4 panel 4 lite door




2 panel 11 lite door



transom windows
above double doors




24" x 36" window
with picture frame trim
and shutters



24" x 36" window
with picture frame trim
and wood shutters




double doors with
transom windows



arched double doors



arched single door




window box



painted shed gable vent




vinyl shed gable vent



gable overhangs



wood corners



door pin



ramp

lofts & shelves



options

available shingle colors




biscayne blue charcoal fox hollow gray dark brown hunter green




nickel gray light brown weathered wood williamsburg slate

available aluminum trim colors




white cream pearl almond tan clay dark brown



black light gray dark gray light blue dark blue green red

available vinyl colors



white cream pearl almond mist



tan clay briarwood gray flint



blue wedgewood olive sagebrook



redwood hampton red

colors

available paint colors



white



navajo white



gp cream



martin cream



lancaster beige



clay



buckskin



chestnut



dark brown



avocado



hunter green



red



gp gray



ronks gray



belmont blue

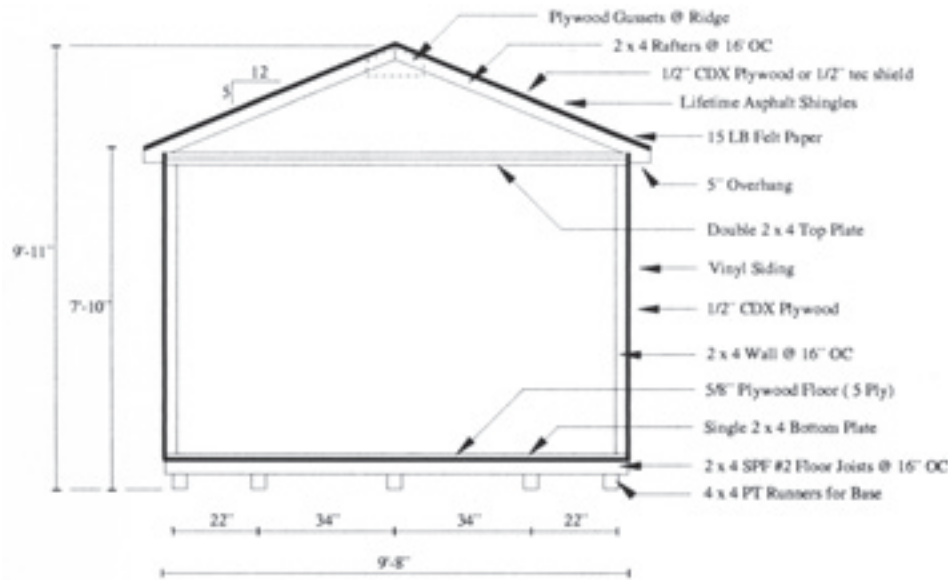


dark gray

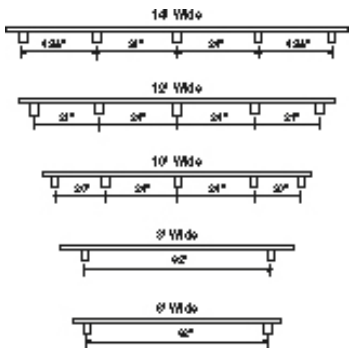


black

shed specifications



4'x4' spacing



colors & specs



the dawning of a new day